

MOVING YOUR PRODUCTS FORWARD




EASY FLOW SYSTEM
ON FLOOR INLINE CONVEYOR SYSTEM



EASY FLOW SYSTEM

Green-Fast-Cure's Easy Flow System creates customized pathways within your facility's floor plan to reduce handling products that are ready for the drying process. The Easy Flow System's chain loops itself which provides maximum flexibility and seamlessly fits into your existing flow. Simplify your process and free your employees up to focus on more productive tasks than moving carts around.



REDUCED HANDLING

Frees your employees from pushing carts around



NO TOUCH THROUGHPUT

Automation helps you to decrease damage and increase throughput of product



EASY TO MAINTAIN

Simple to install and maintain, features Lifetime Lubricated Gear Box

EASY FLOW SYSTEM

Our track system is made of steel and UHMW material, in combination with a Pintle Chain along with a variable speed motor that loops itself. Create flexible paths with a standard 60" curving radius or straight runs.



CART PINS


Our unique cart pins are designed to easily install on any of your existing carts. Guide and Tow Pins effectively integrate to the Easy Flow System for smooth transporting of carts. The spring loaded pins compensate for uneven floors. Ratcheting tips allow for easy manual advancement of the carts.



GEAR BOX

Lifetime Lubricated Gear Box


The .5 HP variable speed motor and gear box (Made in the USA) delivers your carts throughout the process at a steady, customizable pace of up to 12' per minute.



SENSORS + SWITCHES

Handles limit switches and sensors with ease.

Our system can be set up with sensors that provide audio and/or visual cues for finish time.



CREATE FLEXIBLE PATHWAYS

Paths up to 200' in length with 60" Radius Curves



KEY FEATURES

- Flexible Easy Flow Floor System loops in itself
- Works with tunnel or batch ovens; can even be set up after an automatic reciprocating spray machine
- Reduced handling of materials and creates no touch throughput
- Variable speed motor
- Provides better space utilization
- Adaptable to your existing carts
- Continuous flow or stop+go with switches and sensors
- Alert signals (visual or acoustic controlled) from GFC Central Control Panel
- Automatic cart release at end of line
- Utilizes heat resistant, durable materials on all components
- Easy to install
- Lifetime lubricated gear box
- Minimal maintenance

APPLICATIONS

- Aerospace
- Automobile
- Composite Material
- Plastics
- Fiber Glass
- Industrial Steel and Woods
- Woods
- Windows and Doors

OUR GREEN-FAST-CURE EASY FLOW SYSTEM CAN REVOLUTIONIZE YOUR PRODUCTION PROCESS.

SHOWN IN COMBINATION WITH THE GF2 CATALYTIC CURING SYSTEM AND OUR RECIRCULATING SANDING BOOTH



WWW.GREENFASTCURE.COM

Green-Fast-Cure
3516 East US Hwy 50
Montgomery, Indiana 47501
1.866.GFC.OVEN